

INSPIRATION

FARROW & BALL®
CRAFTSMEN IN PAINT AND PAPER

INSPIRATION
AUTUMN/WINTER 2016

CONTENTS

// Inspire //

- 1. The world of Farrow & Ball
- 2. Why choose Farrow & Ball?
- 3. Making the most of light
- 4. Staying neutral
- 8. Get the look – woodwork
- 10. Experimenting with finishes
- 12. Injecting colour
- 14. Room inspiration
- 16. Trends
- 22. Our latest wallpapers
- 28. Around the world in 132 colours
- 30. Colour stories
- 32. Experts on hand
- 33. Get in touch & where to buy



THE WORLD OF FARROW & BALL

// Welcome //

At Farrow & Ball we endeavour to follow in the footsteps of our founders John Farrow and Richard Ball, to create unmatched paints and wallpapers using only the finest quality ingredients and rich pigments.

Still made in Dorset, England, our home since 1946, our distinctive and inspiring paint colours and finishes are renowned for their depth and complexity, bringing walls around the world to life.

The unique Farrow & Ball look transforms modern and traditional homes, large and small, inside and out.

What's more we're always on hand to help you decide which of our paints and wallpapers are best for your project or inspire you to use them in interesting and individual ways you might not have considered.

We hope you enjoy finding inspiration on these pages, as well as hints and tips to help you transform your own home with Farrow & Ball.

WHY CHOOSE FARROW & BALL?

// The Differences //


TIMELESS COLOUR

Each of our unmatched 132 colours has been created with care and thought to ensure they work beautifully both alone and as part of a scheme.



TALES TO TELL

Every colour originates from a particular story or meaning which is reflected in its name – be it the beauty of nature, historic houses or inspiring people and places.



QUALITY FINISHES

Each batch of paint and roll of wallpaper passes through rigorous testing to ensure the best possible long-lasting performance.



SAFE AND SOUND

Our distinctive paints are low odour, eco-friendly and safe to use in every room of your home.



EXPERTS ON HAND

Talk to us in store, online and by phone – our experts are always on hand to share colour ideas, discuss your projects or offer tips and guidance.



PAINT ON PAPER

We create handcrafted wallpaper using our own paints and traditional printing methods to give an exquisite, tactile look and feel.



MAKING THE MOST OF LIGHT

// Advice //

Being mindful of light is important when considering colour – knowing which direction the room faces and how much natural light it gets is a great starting point. This can affect colour as both the type and quality of natural light often make the same colour appear quite different from room to room and during different times of the day.



NORTH FACING ROOMS

North facing rooms tend to have a cooler and harsher light that can make it difficult to create a feeling of space. If your room is smaller in size, use strong colours such as Down Pipe to create an intimate dark atmosphere.

SOUTH FACING ROOMS

These rooms are full of warm light throughout the day, so maximise that feeling by choosing soft tones such as Dimpse, which offers a contemporary edge due to its cool blue undertones.

EAST FACING ROOMS

To create as much warmth as possible in this slightly bluer light, look to softer duck egg colours such as Pale Powder. As the light changes so dramatically throughout the day, pair this with darker tones on the woodwork, such as Dix Blue so that walls appear lighter in contrast.

WEST FACING ROOMS

Whites such as Pointing will keep west facing rooms feeling airy as they can feel bluer in the morning, but warmer in the evening. Typically colours in this type of light feel cooler early on and become warmer throughout the day.

STAYING NEUTRAL

// The Neutral Groups //

Using neutrals throughout the home is a simple way to achieve a timeless and cohesive space. Our six core neutral groups range from delicate yellow-based neutrals to contemporary architectural blue-based greys that are perfect for any type of home.

Each group can be used as a scheme in their own right, but once you’ve chosen your favourite tones, you can also build a decorating look and feel that’s accented with bolder colours and wallpaper.




TRADITIONAL NEUTRALS

This sophisticated group of neutrals were the first ‘whites’ created by Farrow & Ball and still work well in contemporary conditions today. The underlying grey-green tones have a softness that creates a decorative scheme which feels as if it has been there forever. Layering them throughout the room results in a seamlessly sophisticated and relaxed space.



YELLOW-BASED NEUTRALS


Considered the prettiest and simplest of our six core neutral groups, their creamy undertones evoke thoughts of the country, making them very easy to live with. However, they should never be thought of as too yellow or creamy – their traditional feel stems from the addition of a minute amount of black, which elevates them, making them feel very special.






RED-BASED NEUTRALS

The red undertones in these timeless neutrals provide the warmest of all our neutral schemes. They work splendidly in traditional situations, but are also suitable for contemporary homes as they work cohesively with many materials that are used in interiors today.




EASY NEUTRALS

These comforting and easy-to-use neutrals have a gossamer quality that is ideal for those who prefer clean and understated decoration. Neither too cool nor too warm, many people consider them as similar to the popular tones of the Gustavian period.




CONTEMPORARY NEUTRALS

This group has a contemporary urban feel and to most can appear greyer. However, the magic of these neutrals lies in the fact they have an underlying lilac tone which retains warmth, but still brings an edge to decorative projects.



ARCHITECTURAL NEUTRALS

This is the ideal group for those wanting a stronger architectural feel. Purposely cool, with a bluer undertone than the other groups, these neutrals create a more hard-edged, industrial look that is conducive to minimal living and many contemporary properties.



GET THE LOOK - WOODWORK

// Inspire //

Featuring different colours on woodwork to walls is one of the most traditional methods of decorating and can be used throughout the home to create flow. Whilst white woodwork is popular and looks lovely, why not venture beyond this and try other contrasting colours, or even the same colour on both, for a clean and stylish look that makes the room feel larger.



Wimborne White® No.239 & Cinder Rose® No.246



All White™ No.2005 & Pavilion Gray® No.242



Joa's White® No.226 & Breakfast Room Green® No.81



Lamp Room Gray® No.88 & Wimborne White® No.239



Wimborne White® No.239 & Stiffkey Blue® No.281

EXPERIMENTING WITH FINISHES


// Inspire //

There aren't many specific rules when choosing the best paint finish for your project – higher sheen levels generally offer a more durable finish, but can also be used for striking and unexpected effects throughout the home and garden. Why not experiment with our different finishes which range from the flattest matt at 2% sheen to the shiniest Full Gloss with 95% sheen? Try different sheen levels throughout the space, for example, our signature chalky matt finish Estate Emulsion, used on walls, feels at home being used in a scheme alongside a piece of furniture painted in Floor Paint or even a Full Gloss ceiling!

Considering how your space will be used will also help to guide you – for example our durable Modern Emulsion is perfect for areas that are used frequently such as hallways, children's rooms or kitchens.



Wimborne White® No.239 & Babouche® No.223



Dove Tale® No.267, Mahogany® No.36, Arsenic® No.214 & Off-White® No.3



Off-Black® No.57 & Middleton Pink® No.245

Floor Paint is one of our most hard-wearing finishes and is available in all of our 132 colours. Apart from being used to bring to life interior wood or concrete floors, it can also be used on furniture or to breathe new life into kitchen cupboards. Using colour on floors can revitalise a room with relative ease, adding lustre and life to old floorboards.

Our Exterior Eggshell is ideal to use on most surfaces outside the home. Wooden window frames, cladding, garden furniture as well as railings and gates can all benefit from being painted. Introduce colour into your outdoor space by using bright accent colours on plant pots and garden chairs to create an interesting scheme.

For more information on all of our finishes visit www.farrow-ball.com or request a copy of our Finishes & Application booklet in-store or from our website.



Drop Cloth® No.283



Strong White® No.2001

INJECTING COLOUR

// Inspire //

Modernising your home doesn't necessarily mean that a complete overhaul is needed. Splashes of colour and pattern can be used to keep your space looking fresh and allow you to express elements of your personal taste.



Drag DR 1252, Tessella BP 3603, Green Smoke® No.47, Calke Green® No.34, Breakfast Room Green® No.81 & Plummett® No.272

Use harmonious tones on a panelled wardrobe to add interest to this essential piece of furniture. Wallpapering the inside will prove to be an unexpected touch and provide the opportunity to introduce interesting patterns to your home.



Drawing Room Blue® No.253 & Babouche® No.223

A solid colour works well against natural wood or metal for a more contemporary or industrial feel. Combining the old with the new creates a unique piece of furniture that celebrates the original look and feel, but with a statement twist. Drawing Room Blue is a particularly striking option that you can pair with crisp whites or bold primary tones.



Drag DR 1215, Charlotte's Locks® No.268 & Arsenic® No.214

Less can sometimes prove to be more as not every inch of furniture needs to be painted to add character – just adding colour to the handles or door panels can have a dramatic effect. Styling this piece with mid-century items will make the room feel complete.



Railings® No.31

To make a feature of your entrance, paint your front door and frame in one colour to help it look bigger and more impressive. Dressing your front step with shrubs in plant pots creates a welcoming atmosphere and adds extra colour to your outdoor space.



Brassica® No.271 & Calke Green® No.34

When decorating outside it's best to go a shade or two darker than you would for interiors, as you will mostly see these colours in the daylight. If you are considering Pale Powder try Oval Room Blue, or Mole's Breath in place of Cornforth White.

ROOM INSPIRATION

// Inspire //



All White™ No.2005 & Lime White™ No.1

ENTRANCE

As it sets the scene for the rest of the home, the entrance to the home should undoubtedly have a welcoming effect. This is where you can begin to create flow by using complementary colours in rooms coming off the hallway – painting the rooms in lighter colours will make them seem brighter and more spacious when entering from the darker hallway. As this space is mainly used for passing through, it can also be used as a chance to be bolder with colour and choose something a little braver than usual – perhaps a brighter jewel tone like Vardo, or atmospheric Railings.



Wevet® No.273 & Ammonite® No.274

LIVING ROOM

Creating a relaxing ambiance is the key to the perfect living room. Warmer neutrals, such as Dimity, Joa's White and Oxford Stone provide a reassuring environment. Using a darker colour on the skirting boards will make the rest of the room seem light and airy, whilst still keeping it timeless. A two tone scheme such as Purbeck Stone and Wevet will help to create a harmoniously simplistic scheme that you can dress with statement coffee tables and soft furnishings.



Skimming Stone® No.241, Elephant's Breath® No.229 & Setting Plaster® No.231

BATHROOM

Painting bathrooms in strong colours radiates character, creating a dramatic yet intimate space. Bold wallpaper prints, such as Samphire, are great as pattern can be explored in this sort of space without the commitment of a larger room. A simple neutral scheme, such as Ammonite and Cornforth White, is also an ideal choice for the bathroom as it promotes serenity and peace of mind. Stronger tones like Pelt or Rectory Red can always be added to the underside of a freestanding bath to add a burst of colour.



Wimborne White® No.239 & Shadow White® No.282

KITCHEN

Upgrade the look of your kitchen by painting cabinets. As they generally appear at a lower level, painting them in bolder tones will open up the space above them to make it feel light and airy – modern colours such as Railings can be used to achieve this effect. If you desire a classic look then lighter neutrals and greys are the perfect choice to keep the kitchen feeling spacious – the perfect space for entertaining in what is often considered to be the heart of the home.


EAST MEETS WEST

// Trend //

Drawing influence from Asia, and combining it with industrial finishes, creates a fusion that sits well in any contemporary home. This trend takes note of natural materials and uses them in a more regimented way – sharp, slick lines and metal touches are used frequently to offset the glimpses of the natural world.

In terms of colour, soothing neutrals like Ammonite, Worsted and Wevet are punctuated with bolder tones such as Blazer, Babouche and Yeabridge Green. Together this combination of colours perfectly embodies the meeting of two worlds to create a timeless and eye-catching scheme.





MARBLED PASTELS

//Trend //

Muted pastels are a popular choice for the home – delicate, but not too sugary, this type of hue lends itself to a tranquil and sophisticated scheme. Pink and blue tones sit together harmoniously, and when accessorised with marble accents, it becomes a truly beautiful combination.

For a lighter scheme try Setting Plaster, Light Blue and Skimming Stone – this will create an airier atmosphere. For a darker, duskier look and feel Calamine, Oval Room Blue and Worsted have a heavier weighting to form a more grounded and cocooning scheme. Marble touches are an elegant addition and help to provide that sense of luxury without it feeling too over the top.




MARBLED PASTELS

//Trend //

Muted pastels are a popular choice for the home – delicate, but not too sugary, this type of hue lends itself to a tranquil and sophisticated scheme. Pink and blue tones sit together harmoniously, and when accessorised with marble accents, it becomes a truly beautiful combination.

For a lighter scheme try Setting Plaster, Light Blue and Skimming Stone – this will create an airier atmosphere. For a darker, duskier look and feel Calamine, Oval Room Blue and Worsted have a heavier weighting to form a more grounded and cocooning scheme. Marble touches are an elegant addition and help to provide that sense of luxury without it feeling too over the top.




MARBLED PASTELS

//Trend //

Muted pastels are a popular choice for the home – delicate, but not too sugary, this type of hue lends itself to a tranquil and sophisticated scheme. Pink and blue tones sit together harmoniously, and when accessorised with marble accents, it becomes a truly beautiful combination.

For a lighter scheme try Setting Plaster, Light Blue and Skimming Stone – this will create an airier atmosphere. For a darker, duskier look and feel Calamine, Oval Room Blue and Worsted have a heavier weighting to form a more grounded and cocooning scheme. Marble touches are an elegant addition and help to provide that sense of luxury without it feeling too over the top.



MARBLED PASTELS

//Trend //

Muted pastels are a popular choice for the home – delicate, but not too sugary, this type of hue lends itself to a tranquil and sophisticated scheme. Pink and blue tones sit together harmoniously, and when accessorised with marble accents, it becomes a truly beautiful combination.

For a lighter scheme try Setting Plaster, Light Blue and Skimming Stone – this will create an airier atmosphere. For a darker, duskier look and feel Calamine, Oval Room Blue and Worsted have a heavier weighting to form a more grounded and cocooning scheme. Marble touches are an elegant addition and help to provide that sense of luxury without it feeling too over the top.

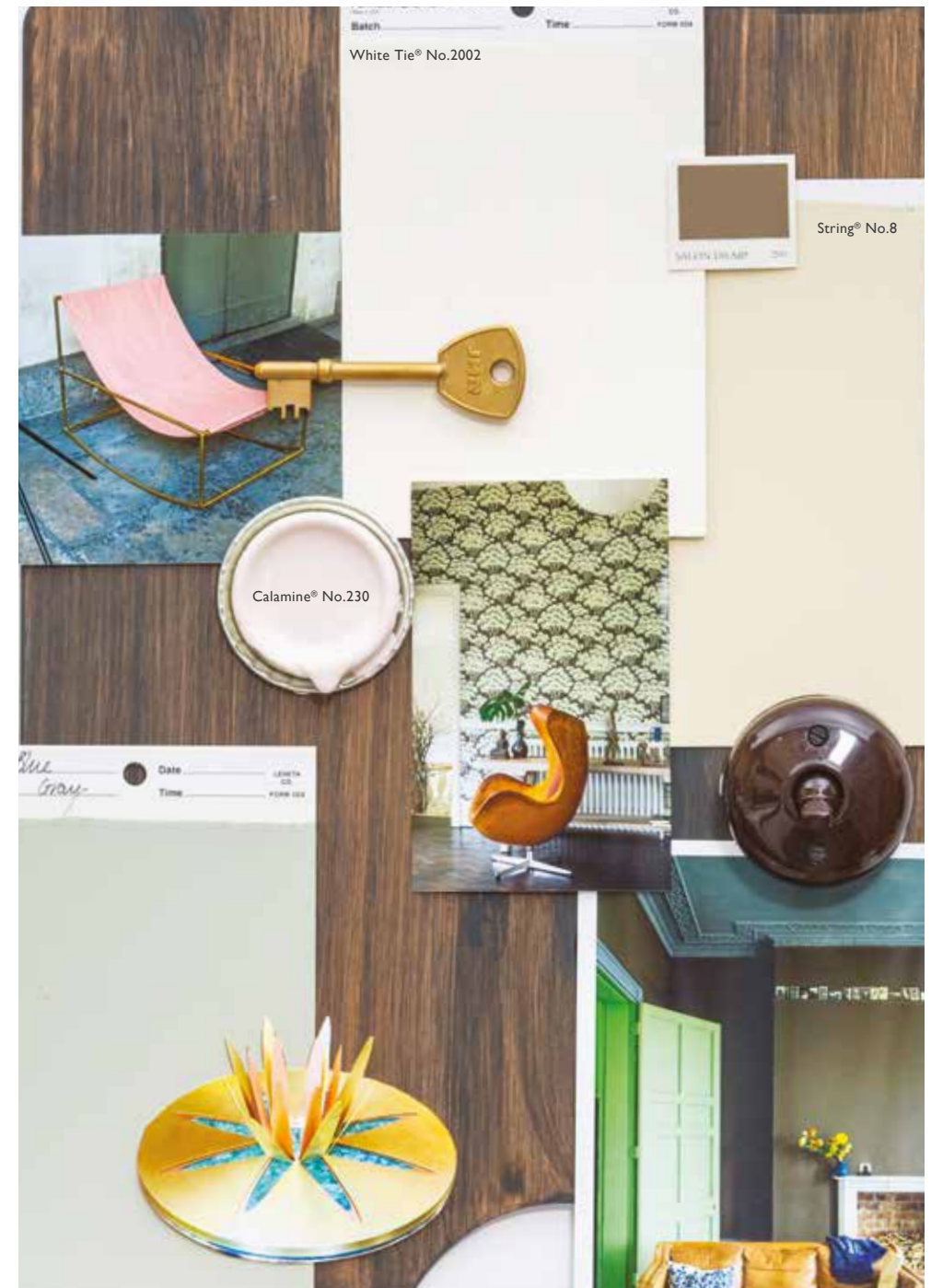


MODERN ORGANIC

// Trend //

Modern organic has its design inspiration firmly rooted in the 50s and 60s. Warm-toned woods that were popular at the time, such as walnut and ash, are ideal to use in this type of scheme and are perfectly offset with metallic touches in brassy tones. Colours should be kept as a subtle wash of neutral tones, layered with darker hues to pick out detailing and add depth.

White Tie, String and Blue Gray act as base colours for this scheme, and when the brighter Calamine and deeply rich Salon Drab are added, it creates a balanced and harmonious scheme.



OUR 40s INSPIRED WALLPAPERS

// Wallpaper //

The latest additions to our wallpaper collection are contemporary interpretations of classic prints from the 1940s, the decade in which Farrow & Ball was founded. Hand-crafted in the same way as all Farrow & Ball wallpapers, the new designs are traditionally block printed using our distinctive paints to create a seamless look in any space.

For more information on our new wallpapers and to see the whole collection, please visit our website or speak to us in store.



Arcade BP 5306

ARCADE

// Wallpaper //

Inspired by the art deco movement that characterised designs of the time, Arcade is a soft, romantic take on the classic curved motif. The beautifully tactile scallop design gently dances across the length of the paper, creating an inherently sophisticated feel.



Arcade BP 5303



Arcade BP 5305



Arcade BP 5301



Arcade BP 5307

GABLE

// Wallpaper //

Depicting a charming rural scene of ploughed fields, picket fences and farmyard animals, Gable perfectly captures the youthful innocence of simpler times. The intricate mural design is imbued with playful details that captivate the imagination.





Enigma BP 5507



Enigma BP 5506



Enigma BP 5502

ENIGMA

// Wallpaper //

Named after the encoding machine famously deciphered by British mathematician Alan Turing during World War II, Enigma is an enchanting and bold geometric design. Encompassing a series of interlocking rectangles, the deceptively simple, dynamic paper invigorates and enthrals.



Enigma BP 5503

AROUND THE WORLD IN 132 COLOURS

// Inspire //

Although our history is rooted in Dorset, England, where our paints and wallpapers have been hand-crafted since 1946, our distinctive and inspiring paint colours and finishes are renowned for bringing walls around the world to life.

Today, the unique Farrow & Ball look transforms modern and traditional homes, large and small, inside and out, across the world.



Brooklyn, New York, USA – Pigeon® No.25




Amsterdam, Holland – Black Blue™ No.95



Dorset, England – Pigeon® No.25 & Cromarty® No.285



Düsseldorf, Germany – Old White® No.4



Paris, France – All White™ No.2005 & Pavilion Gray® No.242

NANCY'S BLUSHES

// Colour Stories //

Nancy's Blushes was borne from a little girl who has grown up surrounded by sample pots. A member of the extended Farrow & Ball family, her rosy cheeks provided the inspiration for our truest of pinks.

This hue creates a charming interior when paired with a soft neutral in shady

rooms, but becomes attention grabbing when contrasted with a bright white. For a more contemporary graphic look then counterbalance it with Black Blue – it creates a real statement!



Nancy's Blushes® No.278, Smoked Trout® No.60 & Down Pipe® No.26



LULWORTH BLUE

// Colour Stories //

Lulworth Blue takes its name from the area that lies close to our home in Dorset – with both its serene cove and atmospheric castle, Lulworth is teeming with colour inspiration.

With its unsurpassed freshness it sits happily alongside the similarly clean Arsenic or

Citron. However, despite its brightness, it can promote deep and peaceful sleep when used in low lit rooms, especially when used on both walls and woodwork.



Lulworth Blue® No.89 & Light Gray™ No.17



EXPERTS ON HAND

// Inspire //

Choosing colours can be overwhelming when deciding whether you want to create a calm and neutral colour scheme, or a bold decorating statement but our experts are always on hand to help you decide or talk through your projects – we’ve even written books on the subject! If you need guidance, you can reach us over the phone, on the website, in-store or via social media, we’re always ready to help.

COLOUR CONSULTANCY

To make the most of colour, it’s all about taking into consideration how tones work in harmony with the light, space and furnishings, and of course, how all this fits with your preferences. Every home is unique and décor is a personal thing.

Our In-Home Colour Consultancy service provides the inspiration and advice needed to create the distinctive Farrow & Ball look, all in the comfort of your own home.

Our team of fully trained Colour Consultants can offer expertise tailored for you. Using their extensive knowledge of the thoughtfully created Farrow & Ball palette and wallpaper collections, they can provide colour schemes and decorative advice to create a beautiful scheme in any home.

Visit www.farrow-ball.com to find out more about our Colour Consultancy service.



GET IN TOUCH & WHERE TO BUY

// Inspire //

Our products are available via our website www.farrow-ball.com, in showrooms and stockists around the world, by phone on +44 (0) 1202 876141 and by contacting us at sales@farrow-ball.com. You can also get in touch with us through any of these channels for advice on products, colours, finishes or preparation and application.

For more inspiration you can also visit our dedicated site, inspiration.farrow-ball.com, to see how others have used our unmatched paints to create the Farrow & Ball look in their home.

Our Finishes & Application booklet includes detailed information on our finishes, the Farrow & Ball two coat system, preparation and decorating advice. Request your copy on the website or visit your nearest showroom or stockist.



BE INSPIRED



inspiration.farrow-ball.com
thechromologist.com